



卓越表现 · 卓越品质

EXCELLENCE IN PERFORMANCE, EXCELLENCE IN QUALITY

Liutech Portable Compressors



Hotline +867723172247

经销商:

Care. Trust. Efficiency

关怀
关怀是服务的根本：提供专业的售后服务人员和高品质原厂备件。

信任
信任来源于我们可靠的承诺：不断提升的产品性能和持久的使用寿命。

效率
定期保养确保设备高效率的运行：服务运作的效率实现了原厂备件和服务水准的差异化。

本产品样本（包括文字、图片）之版权归柳州富达机械有限公司所有，未经本公司许可，不得翻印，违者必究。样本所载资料仅供参考，本公司保留最终修改和解释的权利。

Liuzhou Tech Machinery Co., Ltd

Visit Address : B-22-1, B-23-1 Yanghe Industrial development zone, 545006, Liuzhou, Guangxi, P.R.China
 Tel. Phone: +867723591455, 3591237, 3174288
 The service hotline: +867723172247
 Fax: +867723172039
 Email: liutech@liutech.com.cn
 Website: www.liutech.com.cn



r.2016.05

我们关注您的压缩空气 We take care of your compressed air



www.liutech.com.cn

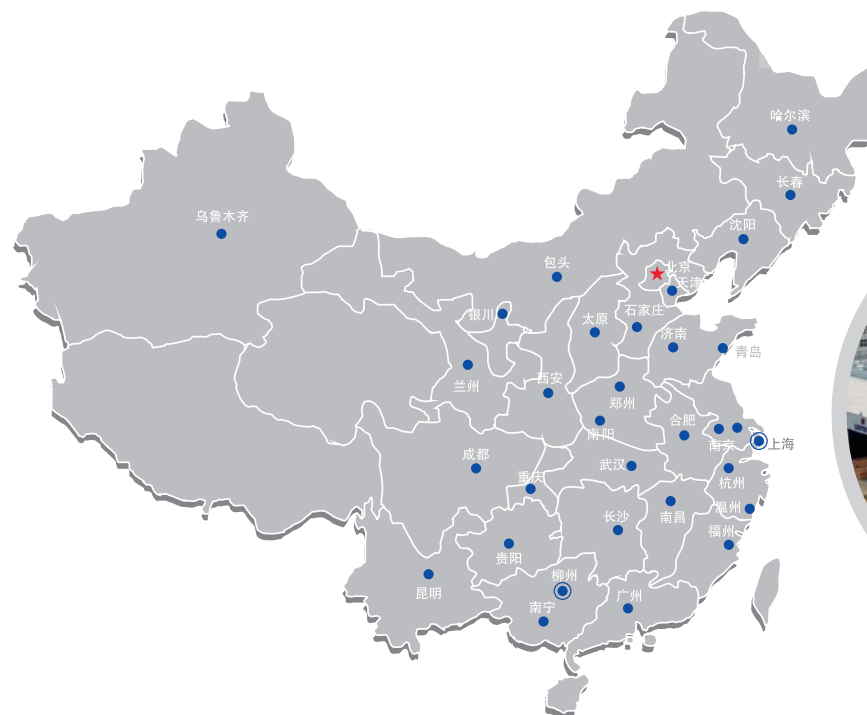


Liutech in China

Liuzhou Tech Machinery Co., Ltd, was established in 1994, as part of a foreign-invested enterprise by the Atlas Copco Group, headquartered in Sweden. The Liutech product company and customer center are located in Liuzhou, China. Here, the full operations for design, manufacturing, marketing and sales for portable compressors, air treatment equipment and accessories is located.

Liutech products are specifically designed for the markets where we operate. Liutech always offers the latest, advanced technology to exceed your expectations – even when working in the toughest conditions. As a pioneer in screw compressor manufacturing technology, Liutech is devoted to excellent performance. Quality is at the heart of our offering and our brand promise is ‘we take care of your compressed air’. With more than 20 years’ experience and knowledge about compressed air technology and it’s application, Liutech will continue to provide reliable, efficient, and robust compressed air solutions for you.

www.liutech.com.cn



Robust And Reliable Liutech Portable Compressors For The Most Demanding Conditions

Demanding conditions need power you can count on. Liutech portable compressors are built to deliver such power. From small units perfect for construction all the way to large, high pressure models used for drilling.

Liutech offers a full range to fit your needs. These robust compressors are designed for dependable performance in a wide variety of applications. They’re also easy to maintain and operate, which helps to keep productivity high but minimize operational costs and limit maintenance time.

Atlas Copco designed controller Xc2003

- Multiple parameters are displayed on the home screen to ensure customers have full control of the unit. The built-in safety parameters ensure the compressor is running in safe, good condition. Thanks to the electronic engine technology, the range offers a high automation level, one button start and the simplest operation you could have.

Reliability

- The robust design guarantees longer lifetime and reliability.

Great service access

- The large service doors give easy access to all consumables, including the filters and separator. We offer long intervals between servicing and reduced time to perform the service.

Complying to China III non-road machinery exhaust pollutants standard

- The fuel injection system provides higher fuel pressure, good combustion, more power, but, importantly, is cleaner for the environment.

Fuel autonomy

- Thanks to the large fuel tank capacity, the compressors can run for a full work shift without the need for refueling – even under 100% full load conditions.

Low noise level

- All components are housed inside a custom designed noise-dampening canopy.



Follows Atlas Copco Group Safety, Health, Environmental and Quality Policy, in line with ISO9001:2008, ISO14001:2004 and OHSAS 18001:2007 management system standard, each step/process involved in Liutech design, manufacturing, logistic are evaluated and implemented to ensure every product we deliver to the customer is top quality . Liutech has more than 30 sales branches around China and has established a large dealer network. All sales and service engineers are training and qualified to take care of your compressed air.

Easy to maintain, simple to use

When you need portable power for jobsite, you can count on Liutech compressors. Every model in the line shares the same dependable design and smart features to enhance your productivity. These units are an excellent partner for pneumatic tools, including rock drills, breakers, air guns, wrenches, dewatering pumps, pneumatic hammer drills and abrasive blasting equipment. They can also provide backup power on the job site in the event of power outages and electrical failures.

RELIABLE. FLEXIBLE. DIESEL DRIVEN

LATEST SCREW ELEMENT TECHNOLOGY

- The asymmetric rotors allow for increased efficiency. In addition, a low rotor speed and few moving parts minimize wear and tear for reliable performance and a long service life.



CLEAN INTAKE AIR

- A high performance two-stage air intake filter prevents dust and dirt particles from entering the engine and compressor. A service indicator on the filter tells you when it needs replacing.



EASY TO TRANSPORT

- Robust undercarriage design with torsional spring to ensure easy, safe transportability.

PATENTED POWERXPRT

- The XC2003 controller features a very fast response curve, PowerXpert can instantly increase the rpm of the engine to achieve the maximum flow, while regulating the engine power curve at any specific pressure to allow more flow, faster flushing and increased drilling capacity.

LARGE COOLING SURFACE

- Allowing optimal, intense use in high-temperature environments, with working temperatures up to 50°C.



REPUTABLE ENGINE BRANDS

- Every model has a carefully selected engine from a well-known and respected partner. All components are protected inside the corrosion-treated weatherproof hood.



EFFICIENT FUEL FILTER

- High-efficiency multi-step fuel filtration with water separator isolates and traps contaminants



FULLY AUTOMATIC STEP-LESS SPEED REGULATOR

- The in-house designed controller together with the regulating system controls the engine speed to meet all customers' needs, while keeping fuel consumption low.



Available Options

- Air pre-filter for heavy duty condition
- Cold start (for minimum temp. to -20°C)
- Box mount
- GPS & remote control
- After cooler*

*suitable for LUY100, LUY200, LUY300



HIGH PERFORMANCE, SIMPLE MAINTAINANCE ELECTRICAL DRIVEN

LARGE COOLING SURFACE

- Allowing optimal, intense use in high-temperature environments, with working temperatures up to 50°C.




CLEAN INTAKE AIR

- A high performance two-stage air intake filter prevents dust and dirt particles from entering the compressor. A service indicator on the filter tells you when it needs replacing.



FLEXIBLE COUPLING

- The KTR coupling with elastic spider effectively reduces the effects of vibration and ensures higher reliability



DEPANDABLE GEAR DRIVEN

- Providing high transmission efficiency. Also minimizes any issues with the axles not aligning.



SMART CONTROL SYSTEM

- The CS6000 controllers have LCD display, good stability, and providing the full control of machine; multiplied languages selection.



UNION CONTROL

- Thanks to the CS6000 controller, customers can easily parallel two to six compressors to work together in harmony. This provides much greater flow and minimizes the effect of pressure drop.

EASY TO TRANSPORT

- Robust undercarriage design with torsional spring to ensure easy, safe transportability.

Other features


- Star delta starting offers lower current, bus bar cable connection provides high reliability
- Low noise level
- Green power, no emission

Options

- Air pre-filter for heavy duty condition
- Cold start (for minimum temp. to -20°C)

Heavy duty motor

- The motor implements IEC standard, under protection class IP54, making it suitable for high dust, non-stop working conditions.



General Construction

For the demolition for building and road maintenance, compressed air is essential on the job site to power the tools. Liutech offers compressor in a wide size of range to fit air flow and pressure requirements of the job — all designed to be robust and reliable to meet the needs of tough, demanding construction environments.

APPLICATIONS: On construction sites, Liutech portable air compressors are typically used to power hand-held pneumatic breakers, jack hammers, air guns, shotcrete equipment, pneumatic wrenches, nut runners and more.

They are commonly used in applications such as building sites, road maintenance, bridges, tunnels, concrete pumping and shotcreting.



RECOMMENDED MODELS:

LUY050-7, LUY120-7, LUY085-14, LUY100-10, LUY130D-7

Nominal Working Pressure: 7~14bar (100~205psi)

Free Air Delivery Range: 5~13m³/min (176 ~460cfm)

Maximum Ambient Air Temperature: 50 °C (122 °F)

Ground Engineering Drilling

Dimension stone quarries, stabilization projects and foundation excavation demand equipment that can stand up to hot, dusty working conditions. Liutech compressors are designed to do just that. High-performance engines deliver the power margin to work in tough environments. Large fuel tanks allow uninterrupted operation for a full work shift. Plus, an oversized cooler pack helps ensure reliable performance in high ambient temperatures. The compressor controller, plus electrotonic engine, makes the user experience more easier, more convenient and faster. Improving working efficiency.

APPLICATIONS: Liutech compressors provide portable power for pneumatic rock drills, block cutters, dewatering pumps and hand-held pneumatic breakers. They are suited for stabilization projects on roads and building sites, as well as basement and foundation excavation for apartment blocks and other buildings.

RECOMMENDED MODELS:

LUY120-7, LUY135D-13, LUY130D-7, LUY130D-10, LUY120-14, LUY150-15, LUY160-17, LUY238D-14, LUY280D-8.5

Nominal Working Pressure: 7 to 17 bar (100 to 250 psi)

Free Air Delivery Range: 12 to 28 m³/min (400 to 988 cfm)

Maximum Ambient Air Temperature: 50 °C (122 °F)

Other models are also used in specific ground engineering drilling application
See pages 12-16 for complete technical data.



Utility, Abrasive Blasting

For large abrasive blasting jobs in shipyards and industrial sites, robust equipment is a must. Demanding applications such as sand blasting ships and steel require a high volume of air and equipment with which allowed you to extend working hours. Liutech compressors are the perfect match, with a range that's suited to different blasting nozzle applications. Large fuel tanks also allow long periods of uninterrupted operation, and an after-cooler option is available for moisture-free operation in dry ice blasting applications.

APPLICATIONS: Liutech compressors are suitable for abrasive blasting applications such as deburring and preparing surfaces for painting, anodizing, welding and other processes that require a clean surface. They are often used on shipyards, steel construction and large renovation jobs.



RECOMMENDED MODELS: LUY100-10, LUY100-12, LUY120-7, LUY200-10, LUY220-8
 Nominal Working Pressure: 7 to 10 bar (100 to 150 psi)
 Free Air Delivery Range: 10 to 22 m³/min (350 to 777 cfm)
 Maximum Ambient Air Temperature: 50 °C (122 °F)

Blast Hole Drilling

Blast hole drilling jobs are often located in tough, remote areas. These conditions require rugged equipment that's up to the task – Liutech has the solution. Liutech compressors feature high-power engines to run reliably in high and low temperature environments along with high-altitude starting aid options. Large fuel tanks allow extended periods of uninterrupted operation. The machine's controls and components are easy to use and service, providing maximum uptime.

APPLICATIONS: Liutech compressors provide portable power for rock drills, dewatering pumps and hand-held breakers. Common applications include aggregate production for construction stabilization, cement production in limestone quarries and open pit mining.

RECOMMENDED MODELS: LUY120-14, LUY160-17, LUY180-19, LUY220D-21, LUY250D-21, LUY290D-21
 Nominal Working Pressure: 14 to 21 bar (205 to 300 psi)
 Free Air Delivery Range: 12 to 29 m³/min (423 to 1023 cfm)
 Maximum Ambient Air Temperature: 50 °C (122 °F)

Other models are also used in specific ground engineering drilling application
 See pages 12-16 for complete technical data.



High Pressure Drilling

Water wells and geotechnical applications that require very deep drilling depend on high-powered air compressors to drive the drill rig. Liutech compressors are designed to get the job done. They feature an efficient, fast-reacting speed regulator that delivers consistent outlet pressure for stable hammer/drill operation and a high penetration rate. High pressure air ensures faster operation, while high flow ensures performance in large drill diameter applications. High ambient temperature operation is standard for reliable performance in demanding conditions, job after job.

APPLICATIONS: The Liutech range is suitable for Down The Hole (DTH) and rotary drilling, offering a comfortable operating zone for drill hole diameters from 4.5 to 15 in (114 to 381 mm). Common applications include drilling for water wells and foundations for high-rise buildings, along with geotechnical/geothermal applications.

RECOMMENDED MODELS: LUY180-19, LUY310-25, LUY390-25, LUY390-30, LUY340-34

Nominal Working Pressure: 19 to 34 bar (275 to 495 psi)

Free Air Delivery Range: 18 to 39 m³/min (635 to 1376 cfm)

Maximum Ambient Air Temperature: 50 °C (122 °F)



Technical data

Model	LUY050-7	LUY085-14	UY100-10	LUY100-12	LUY120-7
Working pressure, bar (psi)	7 (100)	14 (205)	10 (150)	12 (175)	7 (100)
Flow, l/s cfm m ³ /min	83 177 5	142 300 8.5	167 353 10	167 353 10	200 424 12
Noise sound level (at 7m distance, dBA)	70±3	81±3	81±3	81±3	81±3
Fuel tank capacity, l	67	120	120	120	120
Compressor oil capacity, l	8	26	26	26	26
Outlet valves, qty x size	3xG3/4	1xG3/4 1xG1 1/2			
Engine					
Engine maker	Kubota	Yuchai	Yuchai	Yuchai	Yuchai
Engine model	V1505 T	YC4A130-H311	YC4A130-H311	YC4A130-H311	YC4A130-H311
Engine power, Kw	33	96	96	96	96
Norminal engine speed, rpm	2950	2300	2300	2300	2300
Unloading engine speed, rpm	1950	1400	1400	1400	1400
Engine inspiration	torbue charger	torbue charger	torbue charger	torbue charger	torbue charger
Dimension & Weight					
Box mounted					
Length, mm	1940	2350	2350	2350	2350
Width, mm	1200	1300	1300	1300	1300
Height, mm	1240	1550	1550	1550	1550
Weight, kg	650	1470	1470	1470	1470
With undercarriage, adjustable tow bar horizontally					
Length, mm	2960	3700	3700	3700	3700
Width, mm	1350	1790	1790	1790	1790
Height, mm	1420	1900	1900	1900	1900
Weight, kg	750	1650	1650	1650	1650

Technical data

Model	LUY120-14	LUY150-15	LUY160-17	LUY200-10	LUY220-8 *	LUY180-19	LUY310-25	LUY390-25*	LUY390-30	LUY340-34
Working pressure, bar (psi)	14 (205)	15 (220)	17 (250)	10/17 (150/250)	8/10 (115/150)	19 (275)	25.....18 (360.....260)	25.....15 (360.....220)	30.....20 (435.....290)	34.....20 (493.....290)
Flow, l/s cfm m3/min	200 424 12	250 530 15	267 565 16	(333 706 20)/ (267 565 16)	(367 777 22)/ (333 706 20)	300 635 18	(467 988 28)..... (517 1094 31)	(583 1235 35)..... (650 1377 39)	(583 1235 35)..... (650 1377 39)	(533 1130 32)..... (567 1200 34)
Noise sound level (at 7m distance, dBA)	83±3	83±3	83±3	83±3	83±3	83±3	83±3	83±3	83±3	83±3
Fuel tank capacity, l	180	250	250	250	250	300	500	550	710	710
Compressor oil capacity, l	23	32	32	55	55	55	75	105	105	105
Outlet valves, qty x size	1×G2 1×G3/4	1×G2 1×G3/4	1×G2 1×G3/3	1×G2 1×G3/4	1×G2 1×G3/3	1×G2 1×G3/4	1×G2 1×G3/4	1×G2 1×G3/4	1×G2 1×G3/4	1×G2 1×G3/4
Engine										
Engine maker	Yuchai	Yuchai	Yuchai	Yuchai	Yuchai	Yuchai	Yuchai	Yuchai	Yuchai	Yuchai
Engine model	YC6J175-H301	YC6A205-H300	YC6A240-H301	YC6A240-H301	YC6A240-H301	YC6A260-H300	YC6MK400-H300	YC6K510-KT30	YC6K560-KT30	YC6K560-KT30
Engine power, Kw	129	151	176	176	176	191	295	375	412	412
Norminal engine speed, rpm	2300	2050	1950	2100/1800	2100/1800	1900	1750.....1900	1500.....1750	1500.....1750	1600.....1750
Unloading engine speed, rpm	1400	1200	1200	1200	1200	1200	1200	1300	1300	1300
Engine inspiration	torbue charger	torbue charger	torbue charger	torbue charger	torbue charger	torbue charger	torbue charger	torbue charger	torbue charger	torbue charger
Dimension & Weight										
Box mounted										
Length, mm	2680	2680	2680	2680	2680	2880	3985	4336	4336	4336
Width, mm	1660	1660	1660	1660	1660	1660	1800	2100	2100	2100
Height, mm	1637	1637	1637	1920	1920	1920	2200	2290	2290	2290
Weight, kg	2050	2350	2350	2380	2380	3000	4550	4770	4770	4770
With undercarriage, adjustable tow bar horizontally										
Length, mm	4322	4322	4322	4322	4322	4341	5260	5590	5590	5590
Width, mm	1950	1950	1950	1950	1950	1950	2040	2100	2100	2100
Height, mm	1980	1980	1980	2270	2270	2270	2630	2660	2660	2660
Weight, kg	2250	2550	2550	2685	2685	3330	5150	5270	5270	5270

*Dual pressure as optional, one machine suits for multiple

usage, increased versatility especial for rental market!

Technical Data

Model	LUY100D-7	LUY120D-13	LUY130D-7	LUY130D-10	LUY165D-10	LUY135D-13	LUY203D-7	LUY230D-8	LUY210D-10	LUY165D-14	LUY150D-16	LUY170D-17	LUY250D-10	LUY210D-14	LUY280D-8.5	LUY280D-10	LUY238D-14	LUY220D-21	LUY250D-21	LUY290D-21	
Working pressure, bar (psi)	7 (100)	13 (185)	7 (100)	10 (150)	10 (150)	13 (185)	7 (100)	8 (115)	10 (150)	14 (205)	16 (230)	17 (250)	10 (150)	14 (205)	8.5 (125)	10 (150)	14 (205)	21 (305)	22 (305)	23 (305)	
Flow, l/s cfm m3/min	167 353 10	183 388 11	217 459 13	217 459 13	275 582 16.5	225 477 13.5	338 717 20.3	383 812 23	350 741 21	275 582 16.5	250 530 15	283 600 17	417 883 25	350 741 21	467 988 28	467 988 28	397 840 23.8	367 777 22	417 883 25	483 1024 29	
Noise sound level (at 7m distance, dBA)	73±3	73±3	73±3	73±3	73±3	73±3	73±3	73±3	73±3	73±3	73±3	75±3	75±3	75±3	75±3	75±3	75±3	75±3	78±3	78±3	78±3
Compressor oil capacity, l	20	28	28	28	55	55	55	55	55	55	55	61	65	65	65	65	65	65	92	92	92
Outlet valves, qty x size	1×G1 1/2 1×G3/4	1×G2 1×G3/4	1×G2 1×G3/4	1×G2 1×G3/4	1×G2 1×G3/4	1×G2 1×G3/4	1×G2 1×G3/4	1×G2 1×G3/4	1×G2 1×G3/4	1×G2 1×G3/4	1×G2 1×G3/4	1×G2 1×G3/4	1×G2 1×G3/4	1×G2 1×G3/4	1×G2 1×G3/4	1×G2 1×G3/4	1×G2 1×G3/4	1×G2 1×G3/4	1×G2 1×G3/4	1×G2 1×G3/4	
Motor power, Kw	55	90	75	90	110	110	110	132	132	132	132	160	160	160	160	180	180	200	220	250	
Service factor	1.15	1.15	1.15	1.15	1.15	1.15	1.15	1.15	1.15	1.15	1.15	1.15	1.15	1.15	1.15	1.15	1.15	1.15	1.15	1.15	
Voltage, v	380V/50HZ	380V/50HZ	380V/50HZ	380V/50HZ	380V/50HZ	380V/50HZ	380V/50HZ	380V/50HZ	380V/50HZ	380V/50HZ	380V/50HZ	380V/50HZ	380V/50HZ	380V/50HZ	380V/50HZ	380V/50HZ	380V/50HZ	380V/50HZ	380V/50HZ	380V/50HZ	
Power factor	0.9	0.88	0.9	0.88	0.89	0.89	0.89	0.89	0.89	0.89	0.89	0.89	0.89	0.89	0.89	0.89	0.89	0.9	0.9	0.9	
Motor speed, rpm	2970	2970	2970	2970	2970	2970	2970	2970	2970	2970	2970	2970	2970	2970	2970	2970	2970	2970	2970	2970	
Starting method	Star delta	Star delta	Star delta	Star delta	Star delta	Star delta	Star delta	Star delta	Star delta	Star delta	Star delta	Star delta	Star delta	Star delta	Star delta	Star delta	Star delta	Star delta	Star delta	Star delta	
Protection class	IP54/F	IP54/F	IP54/F	IP54/F	IP54/F	IP54/F	IP54/F	IP54/F	IP54/F	IP54/F	IP54/F	IP54/F	IP54/F	IP54/F	IP54/F	IP54/F	IP54/F	IP54/F	IP54/F	IP54/F	
Dimension & Weight																					
box mounted																					
Length, mm	2235	2200	2200	2200	2,680	2,680	2,680	2,680	2,680	2,680	2,680	3,280	3,985	3,985	3,985	3,985	3,985	3,985	3,985	3,985	
Width, mm	1300	1170	1170	1170	1,660	1,660	1,660	1,660	1,660	1,660	1,660	1,670	1,800	1,800	1,800	1,800	1,800	1,800	1,800	1,800	
Height, mm	1623	1400	1400	1400	1,800	1,800	1,800	1,800	1,800	1,800	1,800	1,870	2,200	2,200	2,200	2,200	2,200	2,200	2,200	2,200	
Weight, kg	1520	1440	1340	1440	2,285	2,285	2,285	2,285	2,285	2,285	2,285	2850	3900	3900	3900	4000	4000	4100	4250	4300	
With undercarriage, adjustable tow bar horizontally																					
Length, mm	3651	3840	3840	3840	4232	4232	4232	4232	4232	4232	4232	4550	5260	5260	5260	5260	5260	5260	5260	5260	
Width, mm	1790	1680	1680	1680	1950	1950	1950	1950	1950	1950	1950	1770	1800	1800	1800	1800	1800	2040	2040	2040	
Height, mm	1850	1740	1740	1740	2170	2170	2170	2170	2170	2170	2170	2230	2590	2590	2590	2590	2590	2630	2630	2630	
Weight, kg	1700	1640	1540	1640	2590	2590	2590	2590	2590	2590	2590	3460	4500	4500	4500	4600	4600	4700	4850	4900	

Job Site Demonstration



Piling for hole drilling diameter 1m, depth 30m with 3xLUY390x30



Blasting drilling in coal mining (3xLUY180-19 plus DTH rig each)



Water well drilling in Shandong, China (diameter 203mm, depth 190m)



LUY180-20 in construction